







San Francisco Suicide Prevention LGBT Survey









Number of Responses Analyzed: 442

Location: San Francisco Bay Area living in zip code 94xxx





1: What is your age?

Response	Chart	Frequency	Count
Under 18		0.5%	2
18-30		10.4%	46
31-40		18.6%	82
41-50		29.0%	128
51-60		28.7%	127
61+		12.9%	57
		Valid Responses	442

2: Please check any community you identify with. Check all that apply.
 (Respondents were allowed to choose **multiple** responses and three participants checked multiple boxes)






Response	Chart	Frequency	Count
Gay Man		61.6%	274
Lesbian		29.2%	130
Queer		15.5%	69
Bisexual Female		5.6%	25
Bisexual Man		3.8%	17
Transgender		3.1%	14
Questioning		0.9%	4
Intersex		0.0%	0
		Valid Responses	445
		Total Responses	445

3: Have you ever felt significantly depressed in your lifetime? By significantly depressed we mean having depression that lasted long enough that it had a negative impact on your life, relationships, school or work.

Response	Chart	Frequency	Count
Yes		72.1%	315
Maybe		10.3%	45
No		16.9%	74
Prefer not to state		0.7%	3
Not Answered			3
		Valid Responses	437
		Total Responses	440




Note: 360 of 434 indicated yes or maybe or 83%

4: When is the last time you felt significantly depressed? (Note: only participants indicating past depression)

Response	Chart	Frequency	Count
In the last year		40.8%	144
1-2 years ago		10.2%	36
3 to 5 years ago		16.7%	59
6 to 9 years ago		10.8%	38
10 or more years ago		21.2%	75
Never		0.3%	1
Not Answered			2
		Valid Responses	353
		Total Responses	355






Note: 144 of 442 (all respondents) indicated significant depression - 32%

5: When you were an adolescent (under 18), did you feel significant depression? (Note: only participants indicating past depression)

Response	Chart	Frequency	Count
Yes		55.6%	197
Maybe		22.6%	80
No		21.8%	77
Prefer not to state		0.0%	0
Not Answered			1
		Valid Responses	354
		Total Responses	355





Note: 197 of 442 (all respondents) indicated significant depression during when adolescent - 44%

6: When you were in your young adult years (18-29), did you feel significant depression? (Note: only participants indicating past depression)

Response	Chart	Frequency	Count
Yes		63.3%	224
Maybe		18.4%	65
No		18.1%	64
Prefer not to state		0.3%	1
Not Answered			1
		Valid Responses	354
		Total Responses	355


Note: 224 of 442 (all respondents) indicated significant depression during when young adult - 51%

7: Have you experienced suicidal thoughts in your lifetime? (Note: only participants indicating past depression)

Response	Chart	Frequency	Count
Very often		6.8%	24
Often		22.0%	78
Seldom		56.8%	201
Never		14.4%	51
Not Answered			1
		Valid Responses	354
		Total Responses	355








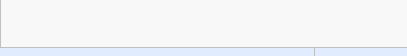
Note: 102 of 442 (all respondents) indicated experiencing suicidal thoughts in their lifetime often or very often - 23%

8: In the last year have you made a suicide attempt of any kind? (Note: only participants indicating past depression)






Response	Chart	Frequency	Count
Yes		4.3%	13
No		95.7%	289
Not Answered			2
		Valid Responses	302
		Total Responses	304

Note: 13 of 442 (all respondents) indicated a suicide attempt in the last year - 3%

9: At what age did you first have suicidal thoughts? (Note: only participants indicating past depression)

Response	Chart	Frequency	Count
5-18		52.0%	157
19-30		27.8%	84
31-40		9.3%	28
41-50		6.6%	20
51-60		1.3%	4
61+		0.3%	1
Does not apply		2.6%	8
Not Answered			1
		Valid Responses	302
		Total Responses	303





10: How did you respond to your depression or suicidal thoughts? (Note: only participants indicating past depression)

Response	Chart	Frequency	Count
I explored counseling or professional help		36.6%	111
I called a hotline		5.9%	18
I talked about it with friends, family or partner		24.8%	75
I did not seek help		40.9%	124
I responded in a way that is not listed		24.1%	73
		Valid Responses	303
		Total Responses	303

11: Do you have a friend or family member that has expressed suicidal thoughts to you in the last year?

Response	Chart	Frequency	Count
Yes		29.1%	125
No		70.9%	305
Not Answered			1
		Valid Responses	430
		Total Responses	431

12: Please check the relationship of friends or family that have expressed suicidal thoughts? Check all that apply.
 (Note: only those indicating suicidal friends or family)

Response	Chart	Frequency	Count
I have a family member that has expressed suicidal thoughts		32.3%	40
I have a straight / heterosexual friend that has expressed suicidal thoughts		25.8%	32
I have a friend in the LGBT community that has expressed suicidal thoughts		57.3%	71
I have a partner or spouse that has expressed suicidal thoughts		18.5%	23
		Valid Responses	124
		Total Responses	124

13: Do you agree or disagree with these statements? (All 442 participants could participate in each question)

		Strongly Agree	Somewhat Agree	Neutral	Somewhat Disagree	Strongly Disagree	Total
Suicide in the LGBTQ community was a bigger problem in the past.	Count	28	100	127	114	40	409
	% by Row	6.8%	24.4%	31.1%	27.9%	9.8%	100.0%
Today there are adequate mental health services for LGBTQ individuals thinking about suicide.	Count	25	86	81	129	83	404
	% by Row	6.2%	21.3%	20.0%	31.9%	20.5%	100.0%
In the LGBTQ community, adolescent suicide is a bigger concern than adult suicide.	Count	115	174	48	52	13	402
	% by Row	28.6%	43.3%	11.9%	12.9%	3.2%	100.0%
If a friend came to me and discussed suicide, I would feel comfortable in giving my friend help or advice.	Count	158	177	24	34	8	401
	% by Row	39.4%	44.1%	6.0%	8.5%	2.0%	100.0%
If a two hour suicide prevention training was offered in the community for free, I would	Count	96	133	101	58	23	411




attend.							
	% by Row	23.4%	32.4%	24.6%	14.1%	5.6%	100.0%
Suicide is a big problem for people with HIV.	Count	46	143	191	27	1	408
	% by Row	11.3%	35.0%	46.8%	6.6%	0.2%	100.0%
I have strong connections and support from my partner / spouse (if applicable)	Count	174	48	102	11	13	348
	% by Row	50.0%	13.8%	29.3%	3.2%	3.7%	100.0%
I have strong connections and support from my biological family (parents, siblings, etc.).	Count	148	100	53	58	43	402
	% by Row	36.8%	24.9%	13.2%	14.4%	10.7%	100.0%
I have strong connections and support from my friends in the Bay Area.	Count	167	140	45	34	18	404
	% by Row	41.3%	34.7%	11.1%	8.4%	4.5%	100.0%

14: Tell us more about how you access medical care? Check all that apply.
 (Respondents were allowed to choose **multiple** responses)

Response	Chart	Frequency	Count
I have health insurance that includes mental health care options		67.5%	281
I have health insurance with little to no mental health care options		20.4%	85
I do not have health insurance		8.9%	37
I receive treatment at local clinics		6.0%	25
I prefer not to answer		1.0%	4
		Valid Responses	416
		Total Responses	416

15: If you wanted to receive professional face-to-face mental health counseling, where would you turn to for services first? Check all that apply.

(Respondents were allowed to choose **multiple** responses)




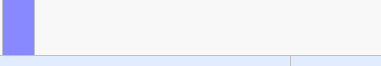
Response	Chart	Frequency	Count
My health insurance plan		60.1%	250
An LGBT non-profit social service agency		48.3%	201
A “mainstream” non-LGBT social service agency		15.6%	65
		Valid Responses	416
		Total Responses	416

16: Now we are going to change gears and talk about an LGBT outreach campaign being developed by San Francisco Suicide Prevention, specifically for the LGBT community.

This concept is still very rough and the art/design will be improved. We want to get your initial thoughts before we develop the concept more. Again this has not been fully developed by a graphic designer and is merely a concept.

Take a look at this poster. What do you think about the graphic and overall message for the LGBT community?

(Respondents could only choose a **single** response)

Response	Chart	Frequency	Count
This is a great concept and will be an effective campaign		24.1%	100
This is a good concept and you should develop it more		55.7%	231
I feel neutral about the concept and image		11.6%	48
I do not like this concept and image		8.7%	36
		Valid Responses	415
		Total Responses	415

Feeling alone?



We're here
for you 24/7

CALL • LEARN • CHAT • EMAIL



415.781.0500
WWW.SFSUICIDE.ORG



This program is supported by Grass Roots Gay Rights West, producers of REAL BAD

17: Take a look at these posters. Near the agency logo, notice that one poster has a large rainbow band, one has a small rainbow band, and one has no rainbow band. **Which version do you like best?**

(Respondents could only choose a **single** response)

Response	Chart	Frequency	Count
Keep the large rainbow band		50.5%	208
Use the medium rainbow band		29.6%	122
It's too much rainbow - Better to use no rainbow band		19.9%	82
Not Answered			1
		Valid Responses	412
		Total Responses	413

18: OK, now we are going to show you a number of posters that have different words or text. Please tell us which one you like best.

(Respondents could only choose a **single** response)

Response	Chart	Frequency	Count
Feeling Alone? (No text under red figure)		2.5%	10
Feeling Alone? We're here for you 24/7.		57.9%	234
Feeling Alone? We can't be a community without you.		21.8%	88
Feeling Alone? We can't be a rainbow without you.		7.7%	31
Feeling Alone? We've been supporting the LGBTQ community for 50 years.		10.1%	41
Not Answered			6
		Valid Responses	404
		Total Responses	410